



Difar PhD seminar

June, 18, 2025

PATENT AND BIBLIOGRAPHIC DATABASES

SEARCHING IN MEDICINAL CHEMISTRY

**Expert use of Scopus and
Web of Science.**

Notes on Dimensions



Laura Testoni :: testoni@unige.it :: 010-3538613





**Università
di Genova**



All digital resources need a Proxy
service for access off-campus
(at home, laboratory...)
Instructions about proxy:
<https://ict.unige.it/proxy>
proxy doesn't work abroad of Italy



You can also use the Idem-Garr federated
authentication (also known as: Shibboleth)
instructions :
https://biblioteche.unige.it/autenticazione_federata



Webpage of all biomedical field resources
biblioteca.polobiomedico.unige.it/risorse-elettroniche-biomediche



Citation databases:

Scopus (Elsevier)

Web of Science (Clarivate Analytics)



Scopus



Characteristics / features

- You can operate with the articles citations
- Only **peer-reviewed literature** is indicized and exposed
- Università di Genova subscription
- Multidisciplinary (but STEM articles are most frequent)
- «bibliographic» databases: You can access abstract only and then full text article trough the «*TrovaRiviste UNIGE*» or «*Search institution library*» links

Scopus

[TrovaRiviste UNIGE](#) [View at Publisher](#)

Web of science

[Search Institution Library](#) [Full Text at Publisher](#)



Received: 31 March 2020 | Accepted: 1 April 2020

DOI: 10.1111/jth.14821

COMMENTARY

The versatile heparin in COVID-19

Jecko Thachil

Department of Haematology, Manchester University Hospitals, Manchester, UK

Correspondence: Jecko Thachil, Department of Haematology, Manchester Royal Infirmary, Oxford Road, Manchester, UK.
Email: jecko.thachil@mft.nhs.uk

Coagulopathy in coronavirus infection has been shown to be associated with high mortality with high D-dimers being a particularly important marker for the coagulopathy.¹ In the latest paper from the same group, the use of anticoagulant therapy with heparin was shown to decrease mortality as well.² This is especially so in patients (a) who have met the sepsis induced coagulopathy (SIC) cri-

response.⁶
properties
relevant in
non-antico
include bir
motaxis an

We are still learning how to adequately manage COVID but the increasing experience shared by extremely dedicated and selfless health-care professionals is sure to make us triumph over this pandemic.

CONFLICT OF INTEREST

None.

REFERENCES

1. Tang N, Li D, Wang X, Sun Z. Abnormal coagulation parameters are associated with poor prognosis in patients with novel coronavirus pneumonia. *J Thromb Haemost.* 2020;18(4):844-847.
2. Tang N, Bai H, Chen X, Gong J, Li D, Sun Z. Anticoagulant treatment is associated with decreased mortality in severe coronavirus disease 2019 patients with coagulopathy. *J Thromb Haemost.* 2020;18(5):1094-1099.
3. Iba T, Nisio MD, Levy JH, Kitamura N, Thachil J. New criteria for sepsis-induced coagulopathy (SIC) following the revised sepsis definition: a retrospective analysis of a nationwide survey. *BMJ Open.* 2017;7(9):e017046.
4. Xiong TY, Redwood S, Prendergast B, Chen M. Coronaviruses and the cardiovascular system: acute and long-term implications. *Eur Heart J.* 2020. pii: ehaa231.
5. Idell S. Coagulation, fibrinolysis, and fibrin deposition in acute lung injury. *Crit Care Med.* 2003;31(4 Suppl):S213-S220.
6. Gaertner F, Massberg S. Blood coagulation in immunothrombosis-At the frontline of intravascular immunity. *Semin Immunol.* 2016;28(6):561-569.
7. Young E. The anti-inflammatory effects of heparin and related compounds. *Thromb Res.* 2008;122(6):743-752.
8. Li JP, Vlodavsky I. Heparin, heparan sulfate and heparanase in inflammatory reactions. *Thromb Haemost.* 2009;102(5):823-828.
9. Esmon CT. Targeting factor Xa and thrombin: impact on coagulation and beyond. *Thromb Haemost.* 2014;111(4):625-633.
10. Poterucha TJ, Libby P, Goldhaber SZ. More than an anticoagulant: Do heparins have direct anti-inflammatory effects? *Thromb Haemost.* 2017;117(3):437-444.

- meta-analysis of randomized controlled trials. *Int J Clin Exp Med.* 2018;11(2):414-422.
15. Haniffy JM, Dupree LH, Johnson DW, Ferreira JA. Failure of chemical thromboprophylaxis in critically ill medical and surgical patients with sepsis. *J Crit Care.* 2017;37:206-210.
16. Camprubi-Rimblas M, Tantiya N, Guillaumat-Prats R, et al. Effects of nebulized antithrombin and heparin on inflammatory and coagulation alterations in an acute lung injury model in rats. *J Thromb Haemost.* 2020;18(3):571-583.
17. Xu J, Zhang X, Pelayo R, et al. Extracellular histones are major mediators of death in sepsis. *Nat Med.* 2009;15(11):1318-1321.
18. Iba T, Hashiguchi N, Nagaoka I, Tabe Y, Kadota K, Sato K. Heparins attenuated histone-mediated cytotoxicity in vitro and improved the survival in a rat model of histone-induced organ dysfunction. *Intensive Care Med Exp.* 2015;3(1):36.
19. Zhu C, Liang Y, Li X, Chen N, Ma X. Unfractionated heparin attenuates histone-mediated cytotoxicity in vitro and prevents intestinal microcirculatory dysfunction in histone-infused rats. *J Trauma Acute Care Surg.* 2019;87(3):614-622.
20. Liu Y, Mu S, Li X, Liang Y, Wang L, Ma X. Unfractionated heparin alleviates sepsis-induced acute lung injury by protecting tight junctions. *J Surg Res.* 2019;238:175-185.
21. Ma J, Bai J. Protective effects of heparin on endothelial cells in sepsis. *Int J Clin Exp Med.* 2015;8(4):5547-5552.
22. Wojnicz R, Nowak J, Szygula-Jurkiewicz B, et al. Adjunctive therapy with low-molecular-weight heparin in patients with chronic heart failure secondary to dilated cardiomyopathy: one-year follow-up results of the randomized trial. *Am Heart J.* 2006;152(4):713.e1-719.e7.
23. Frizelle S, Schwarz J, Huber SA, Leslie K. Evaluation of the effects of low molecular weight heparin on inflammation and collagen deposition in chronic coxsackievirus B3-induced myocarditis in A/J mice. *Am J Pathol.* 1992;141(1):203.
24. Shukla D, Spear PG. Herpesviruses and heparan sulfate: an intimate relationship in aid of viral entry. *J Clin Invest.* 2001;108(4):503-510.
25. Ghezzi S, Cooper L, Rubio A, et al. Heparin prevents Zika virus induced-cytopathic effects in human neural progenitor cells. *Antiviral Res.* 2017;140:13-17.
26. Vicensi E, Canducci F, Pinna D, et al. Coronaviridae and SARS-associated coronavirus strain HSR1. *Emerg Infect Dis.* 2004;10(3):413-418.
27. <https://www.biorxiv.org/content/10.1101/2020.02.29.971093v1.full>

Scientific article structure

<https://doi.org/10.1016/j.ejmech.2024.116715>

1. Introduction

Angiogenesis is the process in which new blood vessels are formed from a pre-existing vascular plexus. This process is involved in different physiological events including wound healing, fetal development, tissue growth and repair [[1], [2], [3], [4]] and it is finely regulated by the balance between pro-angiogenic (e.g. vascular endothelial growth factor (VEGF) and angiopoietin) and anti-angiogenic factors (such as angiostatin and thrombospondin) [5]. The control mechanisms are induced through activation of several serine/threonine kinases in the mitogen-activated protein kinase (MAPK) (e.g. ERK1/2 and p38MAPK) and in the phosphatidylinositol 3-kinase (PI3K) (e.g. Akt and PKB) signaling pathways [6,7]. Moreover, calcium homeostasis strongly affects a wide variety of biological processes, including wound healing and angiogenesis [7,8]. In this context, the ubiquitous and highly conserved Ca^{2+} binding protein Calreticulin (CALR) has been recognized as a relevant factor in the regulation of PI3K and Akt signaling pathways, being involved in many biological activities such as cell adhesion, antigen presentation, apoptosis and anti-tumor immune response process [[9], [10], [11]].

Received 22 May 2024,
Revised 15 July 2024,
Accepted 24 July 2024,

- Highlights
- Abstract
- Graphical abstract
- Keywords
- Introduction
- Results and discussion
- Conclusion
- Materials and methods
- Fundings
- Credit authorship
- Declaration of competing interest
- Acknowledgements
- Supplementary data
- Data availability
- References

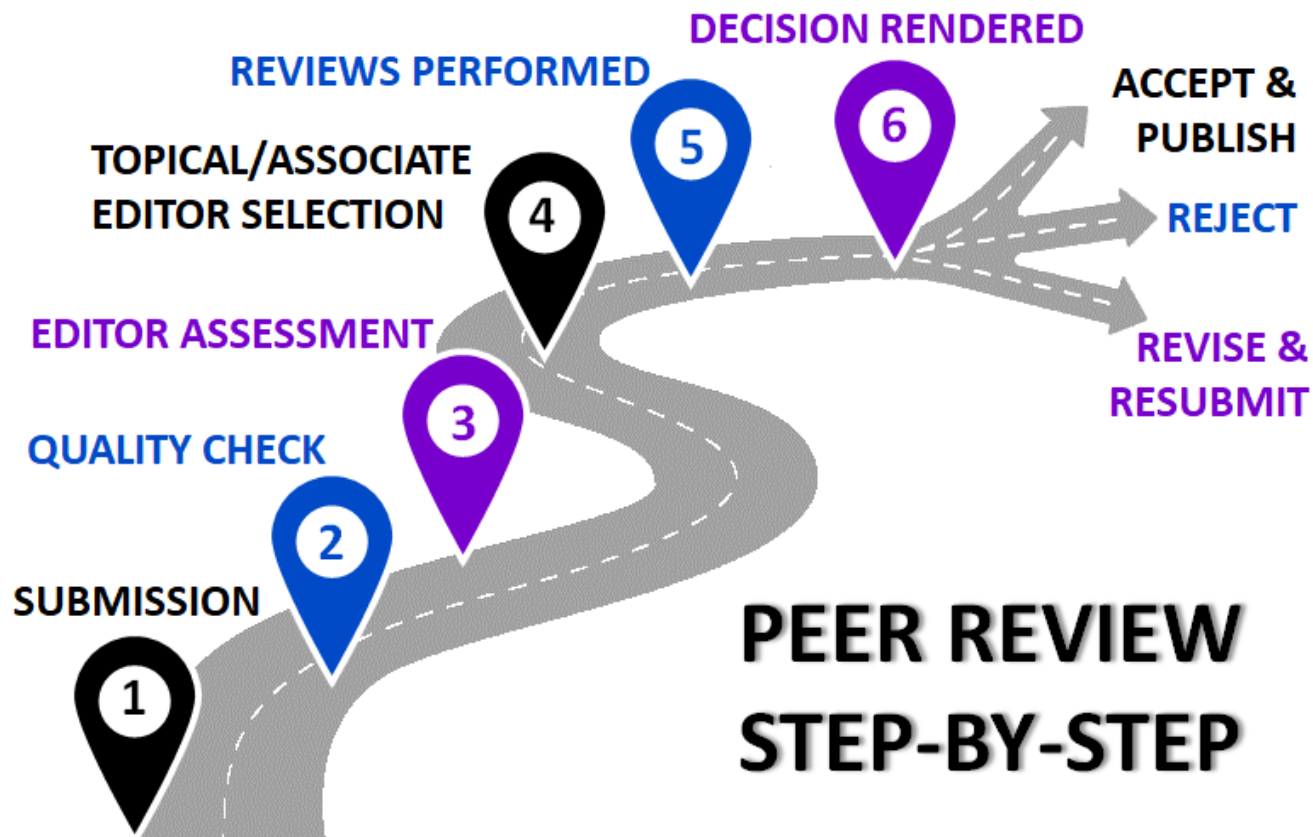
What «peer review» is

Peer review is an editorial scientific process managed by “peers”

It validates and improves the scientific quality of manuscripts published in the scientific journals.

What is evaluated during the peer review?

originality, validity, relevance, adequate scientific standards, adequate bibliographic references

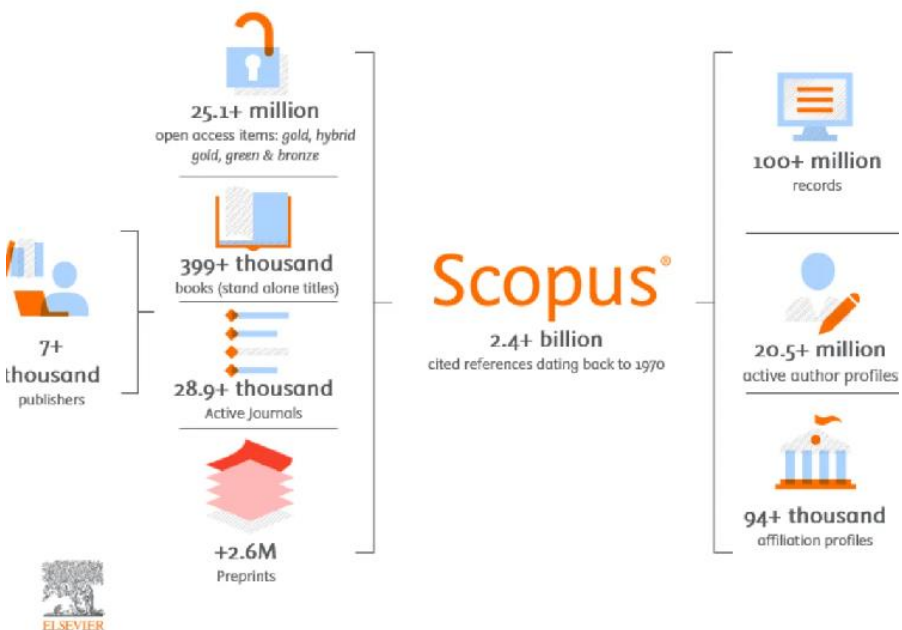


Types of Peer review

- Blind
- Double blind
- Open



Scopus



Source
https://www.elsevier.com/products/scopus/content?dgcid=RN_AGCM_Sourced_300005030

 **Clarivate
Analytics**

WEB OF SCIENCE™

22k+

peer-reviewed journals indexed cover-to-cover

254

subject areas spanning the sciences, social sciences, arts and humanities

2.3b+

cited references connecting research from around the world

95m+

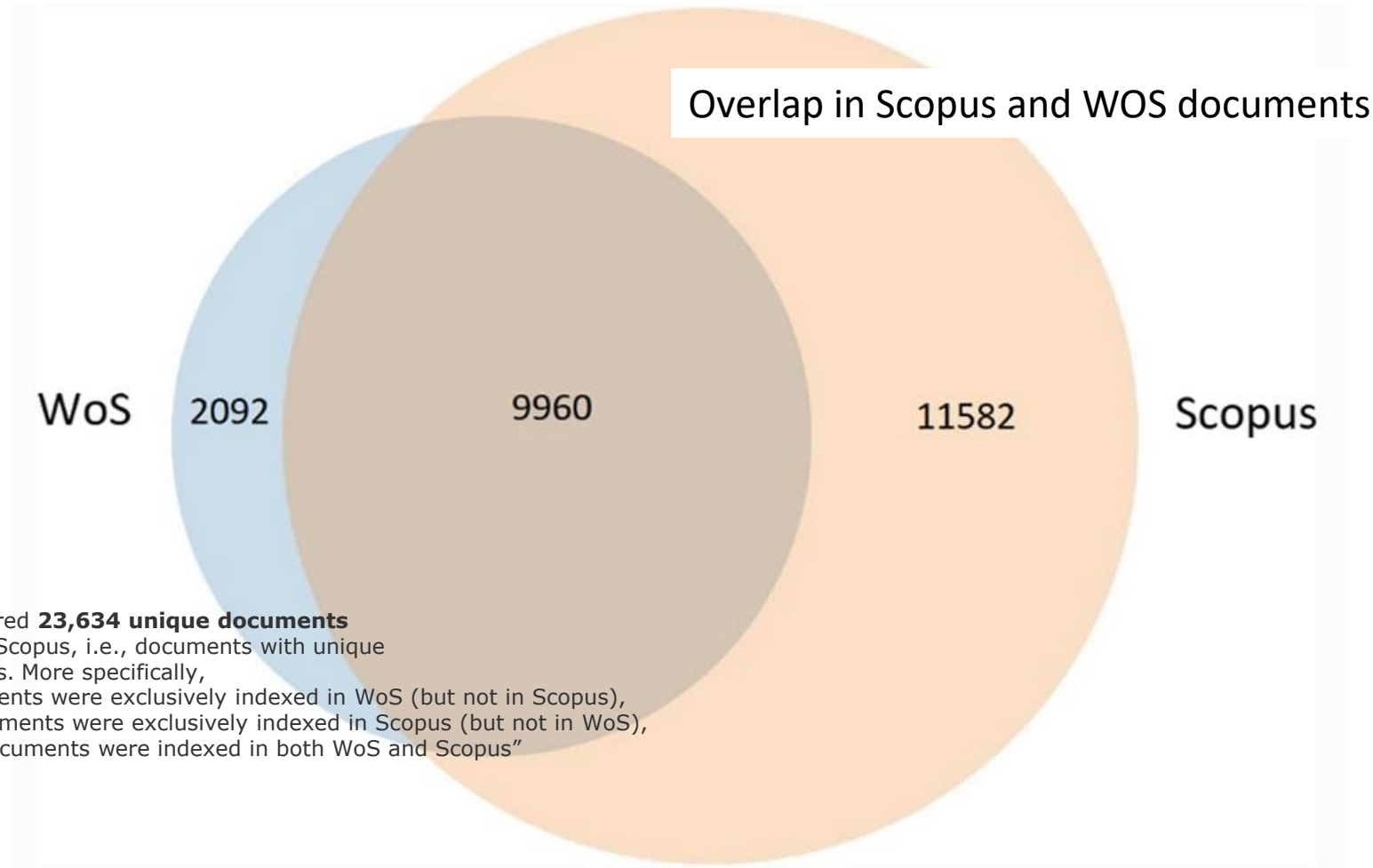
records for journal, conference, and book content

WOS core collection

Source
<https://clarivate.com/academia-government/scientific-and-academic-research/research-discovery-and-referencing/web-of-science/web-of-science-core-collection/>



Venn diagram showing the overlap in documents with unique DOIs or titles in two major citation databases (**WoS and Scopus**) and also unique documents in each database



"We discovered **23,634 unique documents** in WoS and Scopus, i.e., documents with unique DOIs or titles. More specifically, 2092 documents were exclusively indexed in WoS (but not in Scopus), 11,582 documents were exclusively indexed in Scopus (but not in WoS), and 9960 documents were indexed in both WoS and Scopus"

Source

Teixeira da Silva, J.A., Tsigaris, P. & Erfanmanesh, M. Publishing volumes in major databases related to Covid-19. *Scientometrics* 126, 831–842 (2021). <https://doi.org/10.1007/s11192-020-03675-3>



DIMENSIONS (dimensions.ai)



Free access to
Database interrogation
("publication" section only)
<https://app.dimensions.ai/discover/publication>
Registration is mandatory

- Launched in 2018
- Journals articles, pre-prints, Book and Book chapter, conference proceedings
- 155millions of records
- Altmetric (alternative metrics for the research evaluation)



**Both SCOPUS WOS and DIMENSIONS can
be searched through a
«*GOOGLE LIKE*» approach**

B u t...

Let's not waste the features and search power
that these databases enable:
let's be ACCURATE and THOUGHTFUL




**KEEP
CALM
AND
FOCUS ON
REFLECTION**

Too much or too little?

Search within
All fields



Search documents *
covid

717,471 document results

ALL (covid)


Let's set ourselves realistic goals



Università
di **Genova**

KEEP
CALM
AND
FOCUS ON
REFLECTION

What I want
to discover / know



build the research question



Choose keywords



Università
di Genova

...now we use Scopus and Wos databases



Scopus



WEB OF SCIENCE™

